



REDWOOD

Newsletter of the Redcliffe and District Woodcraft Society Inc.

Editor: Kerry Cameron kandjcameron@gmail.com

Issue No.

288

March 2024

Redcliffe and District Woodcraft Society Inc.

Clubhouse:

Woodcraft Centre
463 Oxley Ave
Redcliffe QLD 4020

Club Email: redcliffewoodcraft@gmail.com

Management Committee

President: Ernie Hobson
0400 621 513
erniehobson@outlook.com

Vice President: Graham McDougall
0402 843 197
graham_mcd@live.com.au

Secretary: Ian Ross
0418 378 305
ian.ross200@gmail.com

Treasurer: Richard Scriven
0418 765 643
richscriven@gmail.com

Committee Members

Neil Evans	0438 099 587
Maureen Kowalski	0409 348 533
Andy McIntyre	0429 317 670
Shona McKay	0408 015 076
Val Millway	0490 501 836
Paul Norton	0427 597 695
Barry Stevens	0408 509 278

PRESIDENT'S REPORT

Welcome to my March report, trust you are all good and enjoying life in our wonderful Autumn climate.

March began with another successful sausage sizzle at Bunning organised by Peter Clifton. Thanks to Peter and the numbers of members who helped with the preparation before, on the day and afterwards. The sausage sizzle is a big job but made much easier with the willing band of volunteers, not only is it a good fund raiser, it is also a very good social event for those in attendance and I would encourage all members new and old to consider volunteering at such future events.

Richard Scriven, Graham McDougall, Shona McKay, and I attended the Redcliffe State High School on Wednesday 13 where Richard and Graham addressed a number of students on the many aspects of Guitar and Lute making. At the conclusion of the address, and on the behalf of RDWS they presented the school with a Guitar made by some members of our club. We have received some very positive feedback, and several thank notes from staff and students after our visit.

Our recently appointed Internal Control officers Wendy Hillhecker and Graham McDougall are doing a great job job with monitoring and addressing the general housekeeping items in our workshops. I trust all members with assist by keeping areas clean and tidy and following the rules and expectations of our club. Please show your appreciation to Wendy, Graham, and others.

Continued on page 2


President's report (continued)

In order to raise money for our annual charity donation to Care Flight we sell spinning tops at the Redcliffe Show. Please support our Top Turning Day on the 24 April organised by Graham Sprott who has set a challenge to make 500+ tops. Members are encouraged to make some before the 24 at home or at the club as this will help to achieve our goal.

A big thank you to all the assessors who will be assisting with our refresher courses on the 26 & 28 March. Members attending the courses will have their competency status extended for a further 3 years.

Ernie Hobson
President

QUICK TIP



Banding Strap Organizer. *Harrold Black of Charleroi, PA* has limited shop space, so he needs to make the most of it. To make sure he has his plans where he needs them, he's mounted banding straps around his shop. Magnetic clips make it easy to hang the plans where they're needed — plus banding straps are easy to find at the hardware store or in the scrap bin.

Show and tell



Member Maurice Coutanceau and his wife Betty addressing attentive members on healthy eating.



Michael Culwick with his beautifully carved and decorated eagle.



New member Ian Hunter showing his finished pieces that he accomplished doing the introductory turning course.



Graham McDougal connecting the lighting to his scroll sawed decoration that will be a prize in our annual Show raffle



Ken Rays with three new creations.



Roger Teague checking out the detail of Frankie McGuigan's off centre turned lidded box.



Peter Rohan working on his model 'pick up' truck.

In President Ernie's report you will have read about Richard Scriven, Graham McDougal. Shona McKay and the president's visit to **Redcliffe State High School** talking about aspects of Guitar and Lute making. Here are some photos associated with the visit.



Some obvious talent



Richard addressing the many facets of making a guitar.



Graham and his talk and joining happy students for a photo.



A 'cigar box' guitar was popular.



What tree is that

GIDGEE (*Acacia cambagei*) Also known as: **Stinking Wattle, Gidyea**

Gidgee is an endemic tree of Australia. It is found primarily in semiarid and arid Queensland, but extends into the Northern Territory, South Australia and north-western New South Wales. It can reach up to 12 m in height and can form extensive open woodland communities. The leaves, bark, and litter produce a characteristic odour, vaguely reminiscent of boiled cabbage, gas or sewerage that accounts for the common name of "stinking gidgee".

Confined to regions between 550 and 200mm annual rainfall, Gidgee is found primarily on flat and gently undulating terrain on heavy and relatively fertile clay and clay-loam soils in the eastern part of its range, and often forms mixed communities with brigalow which favours the same soil types. In drier regions, gidgee is found primarily on red earths and loams in wetter depression and low-relief areas. Gidgee communities are floristically similar to brigalow communities.

Turning Gidgee: It is a very hard and heavy timber and tends to split a lot during drying, making thick turning blanks rare which is why it is mainly used for trim and finials and small objects. It machines very well, sands and finishes beautifully.

My first experience with Gidgee was some 25 years past when I picked up a short stump out of a firewood stash after a billabong cruise in Longreach, turned a nice lamp base from it only to be claimed by the youngest son when we moved to Brisbane from Townsville (KC)

It makes a great contrast when paired with lighter coloured timbers and is a good substitute for the darker Ebony. Excellent for pens particularly if you can get hold of some ring or purple Gidgee.







Nice contrast can be achieved when selecting and orientation of the blank.



Using Gidgee as a contrasting addition with a lighter coloured timber.

Veneers

	<p>ROTARY SLICING: The entire log is cut or "peeled". It can yield full sheets of veneer with a broad grain pattern and no plain or quarter sliced appearance</p>
	<p>PLAIN SLICING: The half log or flitch is mounted with the heart side flat against the flitch table or slicer. The slicing is done parallel to a line through the centre of the log to produce a distinct figure.</p>
	<p>RIFT CUT: A cut angle of 15 degrees to the radius of the flitch is used to minimise the ray flake effect in oak.</p>
	<p>QUARTER SLICING: This method produces a series of strips, straight in some woods, varied in others. A flake pattern is produced when slicing through medullary rays in some species, mainly oak. Most species produce the same look as rift cut veneer.</p>

Special Veneers:

Burr or burl veneer. Burls or burrs are abnormal growths on the trunk of a tree. The veneers and woodturning blanks display an attractive pattern of tightly packed but formations that appear as rings and dots. They are expensive and are prized for furniture and turning.

Butt veneers. Are cut from the stump, or butt of certain trees, they can be highly figured as veneers and can make beautiful turning blanks.

Curl veneer. These are from the 'crotch' or 'fork' of a tree where the trunk divides. When the crotch is sliced perpendicularly an attractive figure is revealed. the distorted diverging grain produces a lustrous upward sweeping plume pattern known as 'feather figure'.

Cutting timber.

Veneer cutting options apply also to the cutting of logs into sections for turning and joinery in general. Beautiful grain patterns can be produced regularly from the selective positioning and cutting procedure of logs.

RDWS Proposed Cleanup Stage 2 (2nd & 4th April)

Hi Members

Thanks to the support and assistance from several members, stage 1 of our cleanup was a great success with our goal achieved on Tuesday 19th. After 2 trailers and a Ute load of items were removed from the shed it is now neat and tidy with a lot of storage space available. The timber pile was relocated under the main building and can be used for any club requirement.

I believe the proposed areas 2 & 3 can be done together on Tuesday 2nd and Thursday 4th if required.

Clean all areas of top workshop including Toy Making, Lutherie, Scroll Cutting, and Small Lathes at the western end of the building. Rubbish to be placed into trailer, steel relocated behind back shed.

A lot of equipment, tables, and containers (used on special occasions only) can now be stored in the cleaned-out storage shed in a neat and tidy manner. We need the area adjacent to the storeroom cleared of all desks and containers as we propose to place new lockable steel storage cabinets in this space.

Items stored near the 2 small lathes need to be checked, some need to be dumped, and some can remain in the large pigeonholes on the southern wall if stored in a neat and tidy fashion. The storage cupboard between the 2 lathes needs cleaning out and tidied and can accommodate lathe accessories and equipment.

Benches in the toy making area and adjoining cupboards need to be cleared of all unwanted items. The storage cupboards on the southern and eastern walls can be used for materials and items associated with toy making and extra storage for the luthiers. We propose to purchase a new lockable steel cabinet to replace the old broken one which contains tools mainly associated with toy making.

Lutherie benches and adjoining cupboards need to be cleared of all unwanted items. Materials and items stored under the benches should always be kept clean and tidy. There should be some spare storage area on the southern wall of the toy making area to house the thin pieces of ply. Items and Material that need to be stored against the walls need to be maintained in a neat and tidy condition.

The Scroll cutting area should be maintained in a neat and tidy manner and benches cleared of all items at the end of the day.

Please Note regarding all benches in all workshops

All benches should be cleared of all items by the end of each day, the only exception being items glued and clamped which can be removed the next working day.

Wanted for 2nd April. - Car & Trailer or Car prepared to tow club's trailer. Please let me know if you can help. We will arrange for assistance going to the dump.

Regards Ernie Hobson

Remaining areas and proposed dates

4. Furniture and box making areas + benches & cupboards near lathes: 9th & 11th April.

Bench tops need to be cleared and shelving and cupboards checked, cleaned, and tidied.

5. Saws, planers, bandsaws, timber cutting & storage & the sharpening areas of back workshop. 16th & 18th

Benches need all rubbish removed, machines and dust extractions units cleaned.

6. Office, Carving, Pyrography Kitchen & Dining rooms. 23rd April

Clean & tidy where appropriate & Scrap steel to steel merchant.

Shona's burl

My husband and I were in Cairns and I had planned visits to timber yards but it was just after the cyclone earlier this year and they had been flooded out - gone! We were at a Gin Distillery and I noticed a sign for timber sales. We went around the back it was empty apart from a very dirty burl laying on the ground. After a few calls I eventually spoke to the owner of the building who generously told me I could have it as it floated in during the cyclone.

Got it home in my suitcase.

Marilyn and Ed were kind enough to help and Ed chainsawed off a slice for me to work on. Then Marilyn and I planned it. I took it home and sanded it, resined the top and oiled the bottom. Now what to do with it.

Shona



Looking for ideas and inspiration for your entries in our annual competition? *Entries are due for registration between 1.00pm and 4pm on Sunday 23rd June 2024*

Our club Library has a great range of books covering all our woodcraft disciplines covering technique, form, finish etc. Recommended checking out before and during your planning and execution of your creative entry.

March Birthday Greetings



Michael Culwick turned 90



Ken Rays turned 79 on March 26

SPONSOR HONOUR LIST

Please give your support to these businesses because they support our Club



All Ways Glass & Glazing 2/297 Macdonnell Rd, Clontarf 4019	07 3284 4299	
Aussie Escape Caravan Repair & Service Specialists 40 South Pine Road, Brendale 4500	07 3205 7738	http://www.aussieescapecaravans.com.au/
Abrasiflex Unit 1 22/24 French Avenue Brendale Qld 4500	07 32937001	www.abrasiflex.co.au
Combined Saw and Knife 105-107 Kabi Circuit, Deception Bay 4508	07 3204 0977	https://combinedsaw.com.au/contactus
Ernie's Electrical Service 13 Hughendon Crt, Deception Bay 4508	07 3204 9866 0419 388 945	https://ernieelectricalservice.business.site/
Lindsay Meyers 11 Grice St, Clontarf 4019	07 3284 5281	http://www.lindsaymeyers.com.au/
Moreton Bay Regional Council PO Box 159, Caboolture 4510	07 3205 0555	https://www.moretonbay.qld.gov.au/contact/
Utopia Woodcraft , Marilyn Kunde 31 Beech Drv, Cashmere	0403216317	email: zakk@tpg.com.au
Red Poppy Art Collective 95 Redcliffe Pde. Redcliffe 4020	0455963554	www.redpoppyart.com.au
Signs & Designs 3/16 Paisley Dr, Lawnton 4501	07 3205 4544	http://www.signsanddesigns.com.au/
Stevie Redback Pest & Termite Control Unit 4 66-67 Snook St Clontarf 4019	1300 665 665	https://stevieredback.com/
The Tradesman's Toolbox Unit 1,1 Garfield Street, Morayfield 4506	07 549 8000	https://tradesmanstoolbox.com.au
Sunstate Timbers 72 Lipscombe Rd, Deception Bay 4508	07 3204 2533	http://www.sunstatetimbers.com.au/
Traditional Funerals 17 Anzac Ave, Redcliffe 4020	07 3284 7333	https://www.traditionalfunerals.com.au/
Vicmarc Machinery Pty Ltd 52 Grice St, Clontarf 4019	07 3284 3103	https://vicmarc.com/

The Redcliffe and District Woodcraft Society Inc. - General Information

The aim of the society is to promote, foster and practice the art of woodcraft and kindred arts. As at 30 June 2023 the Society had 119 financial members. Meetings and Workshops in woodturning, woodcarving, scroll sawing, pyrography, general woodworking, timber preparation and musical instrument making are held in the Woodcraft Centre at 463 Oxley Avenue, Redcliffe. The Society is administered by a Management Committee of eleven members who report to the general membership.

Members meet on Tuesdays for general workshop activities and for toy making, which is a major activity of the Society. Members also meet on Wednesday, Thursday and Friday mornings. The Society has a large range of tools and machinery for members use and offers regular tuition in different aspects of woodcraft. Less experienced members are tutored by more experienced members in a self-help program that is sponsored by the Society.

The Society also conducts a comprehensive system of competency in the operations of its machinery. ALL NEW MEMBERS ARE WELCOME