



REDWOOD

Newsletter of the Redcliffe and District Woodcraft Society Inc.

Editor: Kerry Cameron kandjcameron@gmail.com

Issue No.

285

November 2023

Redcliffe and District Woodcraft Society Inc.

Clubhouse:

Woodcraft Centre
463 Oxley Ave
Redcliffe QLD 4020

Phone: 07 3889 4695

Postal Address

PO Box 359
Redcliffe QLD 4020

Club Email: redcliffewoodcraft@gmail.com

Management Committee

President: Ernie Hobson
0400 621 513
erniehobson@outlook.com

Vice President: Graham McDougall
0402 843 197
graham_mcd@live.com.au

Secretary: Ian Ross
0418 378 305
ian.ross200@gmail.com

Treasurer: Richard Scriven
0418 765 643
richscriven@gmail.com

Committee Members

Neil Evans	0438 099 587
Andy McIntyre	0429 317 670
Shona McKay	0408 015 076
Val Millway	0490 501 836
Paul Norton	0427 597 695
Bruce Parker	0402 106 644
Barry Stevens	0408 509 278

PRESIDENT'S REPORT

Welcome everyone to the November edition of the Redwood. As this is my first report as our new President, I would like to acknowledge the work done by past President Neil Evans, and past Secretary Graham Anderson who are stepping down from these positions. I would also like to express my thanks to all previous committee members for their work and commitment during their time on the committee.

On behalf of all members, I wish to give a special acknowledgement and thanks to Duncan Elliot for his help, dedication, and effort as our database manager over many years. He has made an outstanding contribution and deserves our thanks and acknowledgment as he steps down from this long-standing position.

I also need to thank all members of the incoming management committee for volunteering their time and services in this manner. Special thanks to our ongoing Treasurer Richard Scriven and Assistant Treasurer Andy McIntyre. Special thanks also to Graham McDougall and Ian Ross who has taken on the roles of Vice President and Secretary.

Thanks also to the many members who have volunteered to help in the sub-committees and the many allocated duties that form a very vital part of our organisation. Our club would simply not exist without the help and assistance from many members.

Continued page 2

Presidents Report continued

The office notice board contains current lists of all the positions and duties filled by volunteer members. Please make yourself aware of these lists if you are seeking information or wanting to assist in some of these positions.

If you have questions or suggestions for the management committee, I suggest you first discuss the matter with some of the MC members. If the matter needs addressing at a committee meeting, then submit the matter in writing and send to the Secretary.

We are now implementing our new system for new applications of membership. New applications will only be processed on Tuesdays by our New Membership Coordinator Maureen Kowalski. Applicants arriving on other days will be welcome to stay as a visitor and directed to Maureen on the following Tuesday. The new system aims to streamline the process and reduce the time from application to induction.

I look forward to socialising and working with all members of our club and trust that we will assist and support each other whenever we can.

Ernie Hobson
President



season's greetings

Editor's note:

This is the last issue of Redwood for 2023, I am looking forward to receiving articles and reporting club activities for 2024.

All the best for Christmas and Let's make it a great 2024

A thank you to Kay and Colin Stark for looking after the Redwood in my three months hiatus.

Cheers Kerry

Reprint of President Neil Evans report tabled at the 2023 AGM

Well, another year has come to an end as we approach the Annual General Meeting. I would first like to thank the committee for all their work this year in keeping the club operating. Some committee members have had their own challenges this year, thus not being able to attend all the time, but this is something we all experience from time to time. Thanks go to Vice President Ernie Hobson for standing in for me while I took a break with Carolyn to Central and South Australia. Thanks as well to the members for their support and specially those who took on key roles in the club to keep the wheels turning in various ways.

Our club year started out with our display at Red Poppy Art Collective, with member's craft taking pride of place in the centre of the store. Some was available for sale and some just for display purposes. Red Poppy has been in the process of moving location this year so we have not been able to do the same again yet, but hopefully we can make a return next year. I thank Alison and the staff at Red Poppy for their ongoing support.

We have endeavoured this year to embark on more social events, and this commenced with the Christmas lunch at the Redcliffe RSL, after the more limited in-house events previously due to Covid 19. The day was well attended and enjoyed by all. Club members also paid a visit to Caboolture Woodies in July, to share stories and experiences. In September we visited Trevor Gaskell, to chat over a great morning tea and to spend our money on a great range of timbers.

This year saw the completion of placement of new equipment purchased from a grant, including a dust extractor, bandsaw, scroll saws, drum sander and associated extraction ducting. At the time of writing work has commenced on relocation of a dust extractor for the front shed.

This year has been an improvement on previous years with the lifting of Pandemic restrictions which had affected club attendance. Some members did however succumb to Covid during the year. Attendance numbers have increased over the year with standing room only at some recent morning teas.

During February a Social/Open day was organised with demonstrations and talks on all disciplines in the club. Members were able to experience other disciplines, giving them the incentive to maybe broaden their own horizons. At the same time new signage was placed around the club to represent the general location of the various woodcraft disciplines for visitors.

Competency training has certainly gone up a notch this year with lots of new members taking advantage quickly to be able to get started on their projects. Some new assessors have come on board; however, we still need more to be able to provide training in a timely manner. A couple of lathe courses as well have enabled some new members to take up wood turning. Thanks to Ernie for driving the training program, and the turners who have made themselves available for the lathe courses. In July some of our turners put on a demonstration of differing skills in woodturning creating a lot of interest.

A Bunnings sausage sizzle was once again conducted in April to give us some fund-raising opportunities, and the opportunity to sell raffle tickets. Thanks to all who volunteered for these events. As well as a good fundraiser they are a good social event, as well as a publicity opportunity.

We had two top turning days this year. One in November to boost Christmas supplies for Red Poppy and one in May prior to the Redcliffe Show, with approximately 350 tops turned and decorated. As well as proceeds from sales at Red Poppy, we have donated \$584 to RACQ Life Flight from proceeds from sales at the show this year

Our participation in the Redcliffe Show was once again a success with the revised competition format well supported by the show patrons. Entries although down in number were of the usual high standard. Sales were again high as were the sales of spinning tops. Thanks to all members who supported the show this year in setting up, show attendance and the pull down afterwards. Special thanks go to Duncan Elliot for his work on the competition and Marilyn Kunde for coordinating the sales and her attendance for every hour of the show. A Show Sub-Committee has now been formed to ensure timely and smooth preparation for the 2024 event.

On the membership side, the club ended the financial year fairly well having signed up a number of new members during the year. At the time of writing 31 members have not renewed for the 2203/24 year, but we

Continued from page 3

have continued to welcome new members over recent weeks, with a current membership of 103. It is encouraging to see a number of ladies join the club over the last year.

The coming year will see a new committee with some fresh faces on board. I wish the new committee every success and I ask the club members to support them in managing the club in any way you can. As we move into the next club year, enjoy what we are here for, enjoy the camaraderie, work safely, keep an eye out for your fellow members, both within the workshop and away from the club as well.

Regards

Neil Evans

President

Dust Extractor.

During a recent Drum Sander Operator Competency session, it was noted that the extraction system servicing the drum sander was leaving a trail of fine dust on the workpiece.

Checking the Laguna catch bin, dust collection was evident in the base of the extractor with further dust collection within the receiving drum being adequate. However further prodding and shaking / movement of the catch bin revealed the dust collection between the outside of the collection bag and the bin itself was "chock-a-block" with compacted dust.

With the aid of two or three willing helpers, the inner bag was removed and approximately eight or so litres of compacted dust were removed from the dust collection filter system.

Two outcomes: -

1. PPE - You need to wear suitable P2 or better dust masks when decanting and bagging the compacted dust.
2. When checking the dust collection bin the level of dust collected suggests a 50% capacity then empty. Captain Woody to maintain a watch over the dust collection bin over the next few months.

With the new Drum Sander now in full operation and to further increase the dust evacuation capacity, an additional 100mm gate has now been fitted to the standard PowerMatic 14" band saw machine. When the 14" bandsaw is in use, the gate should be "Open" during the saw operation then "Closed" when the sawing operation has been completed.



Additional Gate now fitted to extraction system.



For Turning demonstration morning on 25 July, the plan was for Graham to turn a bowl, Ken a big platter and Warwick a three cornered bowl, so I decided I had to do some spindle turning. I found this design in Issue137 of *Woodturning*. I liked the shape of the pestle and here was a straightforward bit of spindle turning.

I chose a piece of Huon pine.

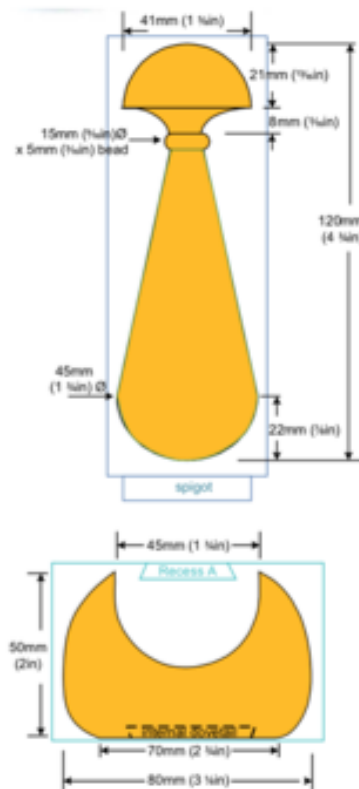
First I turned the mortar making the inside profile as close to the plan as I could. I made a cardboard template of the shape to use as a reference as the hollowing proceeded. The outside

Mortar: a sturdy vessel in which material is pounded or rubbed with a pestle.

[Wikipedia tells that scientists have found ancient mortars and pestles in Southwest Asia that date back to approximately 35000 BC].

profile was modified slightly from that shown on the plan.

The pestle was straightforward spindle turning. Getting a crisp transition from the concave shape below the knob to the bead took a little thought and concentration. I spent some time shaping the bottom of the pestle to replicate the hollow in the base.



Both pieces were sanded to 400 grit using cloth backed sandpaper, and then I used micromesh and came up with a finish that needed no further treatment. Some of the sanding was done on the lathe, but there was considerable hand sanding as the grits became finer.

Barry Spillman

Show and Tell



Frankie McGuigan with just a few of his large assortment of turning chisels explaining their use and his preferences.



Walter Zimnycky and Frankie discussing the various attributes of the different chisels on display.



Barry Spillman with Walter discussing a collection of Ken Rays' turnings and John Bright's lovely scroll sawn box.



Raphael Flavigny with Ken Rays' turned Coolabah Burl bowls. Ken talked to the members about the use of his "bowl saver" and the way this device allows one to produce multiple bowls from a single piece of timber. Just in case you don't know about the Club's bowl saver, yes, we do have one. Ken would be very pleased to assist anyone who would like to experiment with this timber saving implement.




Andy McIntyre showed his nicely turned platter from a piece of Red Gum from his fathers shed.

(Show and Tell, continued)



John Picard has been busy carving and decorating a perfect replica of a seagull and talked about his creating a carved wombat, still unfinished.



Two of Barry Spillman's latest creations a carved miniature turtle and pyro decorated turned lidded box.



Another of Ken Rays natural edged bowls this time in camphor laurel and his signature carved feet.



(more Show and Tell)



Warrick King showing and talking about his development of his curved 'waterfall' table and the difficulty he had in creating the coopered effect. A beautiful result using black Cypress timber and coloured resin.



Barry Spillman had a display of his beautifully crafted Christmas Trees.



Barry then explained how he makes spinning tops using a central dowel.



John Picard had his finished wombats one in the 'round' and the other relief carved, he talked about his interpretation of the carving request and the use of the finished item.



Kerry Cameron had some examples of his resin infill journey and critiqued the comparison of the West System and Luci Clear epoxies.



Bob Longlands had some examples of segmentation using a purpose made jig.



Frankie McGuigan showed that not all turning exercises were successful, particularly with off centre turning is involved.



Warrick King showed his latest serving board created from a saved piece of camphor laurel from fire wood.



Wendy Hillhecker had her latest scroll saw creations and thanked Graham McDougall and John Bright for their guidance in developing her scroll saw skills.



Ken Rays talked about his journey in following Frankie's examples of off-centre bowl turning described in a advanced turning book held in the clubs library.



Maureen Kowalski and Wendy Hillhecker presenting Marilyn Kunde with a Certificate of Appreciation and a beautiful potted Orchard from the Ferny Grove Women's Shed for Marilyn's help and assistance. Both Maureen and Wendy are joint members of RDWS and the Ferny Grove Shed.

What's happening in the back shed ?

Chuck Maintenance.

A few weeks ago, Bob Longland ran an informal session on the care and maintenance of Vicmarc four jaw lathe chucks.

Instruction included: -

1. Tools required to disassemble the chucks.
2. Wash and clean the chuck components.
3. The principle on how the chuck works and why the jaws are stamped with a number, 1 through to 4.

Reassembly included lubrication (sparingly), and the method required to engage the chuck jaws in the correct sequence so as the jaws will move in a concentric movement when operated.

Whilst it was an informal class, plenty of interest was shown on how to service and maintain your Vicmarc chuck.



Bob Longland instructing Club Members on Vicmarc Chuck maintenance.

If you missed the session and you have a Vicmarc chuck well overdue maintenance, talk to Bob as I am sure Bob would help you service your four jaw chucks.

Warrick King



**“You should never try to fix
an electric shaver.”**

MEMBER PROFILE. Wendy Hillhecker



Born in Brisbane in 1968 Wendy Hill grew up in the Samford Valley and was a foundation student of the Ferny. Grove State High School.

Schooling did not rest well on Wendy's shoulders and after just passing year 10 exams her father convinced her to buckle down and repeat the year. She went on to year 11, but the desire to move on in life had her secure her first job with Nundah Mitsubishi as a new car detailer followed by many varied working experience.

In 1991/92 Wendy and her partner travelled around Australia. Married in 1993 they decided then that with surnames of Hill and Hecker that they join the two names by deed poll and become Hillhecker.

Wendy's hobbies include lots of arts and crafts, with quilting, sewing, embroidery, gardening and now includes woodcraft. Her creative activities extend to 3D printing and the use of CNC machinery is awaiting development.

Business experience includes screen printing, a contract bookkeeping business and now currently working in their office equipment business with husband Shawn.

Training as a horticulturist she was introduced to timber as a craft medium as part of doing the diploma in horticulture.

Joining the Ferny Grove Women's Shed in 2021 introduced her to differing woodcraft disciplines that piqued interest, during a women's shed field trip to a demonstration by toy maker Rod James, a current RDWS member, our club and the various woodcraft disciplines was talked about by Rod. Following up on that information Wendy joined RDWS and quickly become involved in activities and training in machine operation.

Wendy's goal is to develop skills and enjoying being part of an active club.

Welcome Wendy



An INSPIRATION to all of us!


Our active 90 year old member Bob Sutcliffe refusing to hand over the wheelbarrow to a younger member when cleaning up the left over bark as the forklift distributed logs to Marilyn and the crew on the Woodmizer.

His attitude is what it is keeping him fitter and younger.

Club Activity



Marilyn Kunde and Graham Sprott changing a blade on the Woodmizer.



Maureen Kowalski and Barry Stephens sorting out some aspects in the wood storage area.



The musical instrument section in full operational mode,



A happy Lynne Dinte busy making the fret board of a ukulele.

2nd Bunnings BBQ for November 2023

On Saturday 25th November, the club ran a fundraising Bunnings BBQ at Rothwell.

Thanks to an amazing team of helpers, the Club has run a very successful BBQ and at this stage it appears that we may have raised in excess of \$1500. We sold 600 Sausages and 175 drinks - a busy day for all.

I am most grateful to the large number of members that assisted in all parts of the BBQ. It has made my job so much easier knowing that support was there where and when needed.

As well as being a great fundraiser, it is a good opportunity to present our club to the community and is also a good networking opportunity for club members.

I am sure that even though it can be a tiring day, those who were able to assist had a really enjoyable day meeting other people and working together.

I can't mention all those that assisted, but you will see some in the photos. Helpers included those that prepared the food on Friday, delivered and returned all the equipment, food and drinks, those that cooked, greeted customers and served the food, and lastly, cleaning up after the event back at the club house . A BIG THANK YOU TO YOU ALL 😊

I must thank Marilyn for volunteering to assist me by captaining the BBQ for the whole day. Without this help I could not have physically done the job of organising this BBQ.

Peter Clifton
Fundraising BBQ Orgaiser



SPONSOR HONOUR LIST

Please give your support to these businesses because they support our Club



All Ways Glass & Glazing 2/297 Macdonnell Rd, Clontarf 4019	07 3284 4299	
Aussie Escape Caravan Repair & Service Specialists 40 South Pine Road, Brendale 4500	07 3205 7738	http://www.aussieescapecaravans.com.au/
Abrasiflex Unit 1 22/24 French Avenue Brendale Qld 4500	07 32937001	www.abrasiflex.co.au
Combined Saw and Knife 105-107 Kabi Circuit, Deception Bay 4508	07 3204 0977	https://combinedsaw.com.au/contactus
Ernie's Electrical Service 13 Hughendon Crt, Deception Bay 4508	07 3204 9866 0419 388 945	https://ernieelectricalservice.business.site/
Lindsay Meyers 11 Grice St, Clontarf 4019	07 3284 5281	http://www.lindsaymeyers.com.au/
Moreton Bay Regional Council PO Box 159, Caboolture 4510	07 3205 0555	https://www.moretonbay.qld.gov.au/contact/
Utopia Woodcraft , Marilyn Kunde 31 Beech Drv, Cashmere	0403216317	email: zakk@tpg.com.au
Red Poppy Art Collective 95 Redcliffe Pde. Redcliffe 4020	0455963554	www.redpoppyart.com.au
Signs & Designs 3/16 Paisley Dr, Lawnton 4501	07 3205 4544	http://www.signsanddesigns.com.au/
Stevie Redback Pest & Termite Control Unit 4 66-67 Snook St Clontarf 4019	1300 665 665	https://stevieredback.com/
The Tradesman's Toolbox Unit 1,1 Garfield Street, Morayfield 4506	07 549 8000	https://tradesmanstoolbox.com.au
Sunstate Timbers 72 Lipscombe Rd, Deception Bay 4508	07 3204 2533	http://www.sunstatetimbers.com.au/
Traditional Funerals 17 Anzac Ave, Redcliffe 4020	07 3284 7333	https://www.traditionalfunerals.com.au/
Vicmarc Machinery Pty Ltd 52 Grice St, Clontarf 4019	07 3284 3103	https://vicmarc.com/

The Redcliffe and District Woodcraft Society Inc. - General Information

The aim of the society is to promote, foster and practice the art of woodcraft and kindred arts. As at 30 June 2023 the Society had 119 financial members. Meetings and Workshops in woodturning, woodcarving, scroll sawing, pyrography, toy making, general woodworking, timber preparation and musical instrument making are held in the Woodcraft Centre at 463 Oxley Avenue, Redcliffe. The Society is administered by a Management Committee of eleven members who report to the general membership.

Members meet on Tuesdays for general workshop activities and for toy making, activity of the Society.

Members also meet on Monday to Friday.

The Society has a large range of tools and machinery for the use of members and offers regular tuition in different aspects of woodcraft. Less experienced members are tutored by more experienced members in a self-help program that is sponsored by the Society.

The Society also conducts a comprehensive system of competency in the operations of its machinery.

ALL NEW MEMBERS ARE WELCOME